



SADDLE

THE SADDLE COLLECTION IS PRODUCED ON THE SHOULDERS FROM EUROPEAN BULLS AND HAS BEEN TANNED USING PLANT BASED PRODUCTS.



pelleleathers

pelleleathers.com.au
+ 61 2 9460 9222

SADDLE COLOURS



ABERDEEN

6101




BAREBACK

6111




BRIDLE

6109




BRONCO

6201




CALGARY

6107




COLT

6110



EQUESTRIAN

6271




FOAL

6112



GELDING

6106




HARNESS

6103




LASOO

6901




MARE

6113



MOLESKIN

6001




RODEO

6241



STALLION

6104




STAMPEDE

6108




STIRRUP

6251



STOCKMAN

6102



WRANGLER

6105

SADDLE DETAILS

EUROPEAN VEGETABLE TANNED, ANILINE

The Saddle collection is produced on the shoulders from European bulls and has been tanned using plant based products. This product can be used for a wide variety of applications including wall tiles, panelling, table inlays, reception counter face and tops, inlays and furniture.

APPLICATIONS	Upholstery, Wall Panelling
HIDE SIZE (IN SQM)	1.4
THICKNESS (IN MM)	3.0-3.5

CHARACTERISTIC	TEST METHOD	TEST RESULTS
COLOUR FASTNESS TO RUBBING	EN ISO 11640	Dry 3
	EN ISO 11640	Wet 3
LIGHT FASTNESS	EN ISO 105-B02	3
FLAME RESISTANCE	AS/NZS 3837	meets BCA Group 1

ENVIRONMENTAL

- All wastewater is cleaned in a biological treatment plant, recycled and reused. No PCP, Chrome VI, CADMIUM, FORMALDEHYDE or AZO - Col Dyes are used in the tanning process. All dyes and pigments (finishes) are solvent free ie. water based
- State of the art application technology optimizes the finishing process and greatly reduces the rate of airborne emissions
- Regular inspections are conducted to ensure that quality and environmental standards are maintained at all times
- Low VOC product

CARE OF LEATHER

- Do not place leather in direct sunlight
- Ensure a minimum of 80cm between furniture and heating source
- Avoid contact of leather with sharp objects
- Regularly clean and dust your leather with a clean dry cloth
- Remove food spills immediately. Do not scrub hard
- Avoid using harsh chemicals and / or cleaners that are oil or solvent based
- Only clean leather with approved upholstery leather cleaners in accordance with the manufacturer's instructions